


Fees for PRH Activities




SCHOOL OF EDUCATION AND RESEARCH

PRH (Canada) has established a scale of fees which takes into account the level of your household income. The actual value of this type of service in our society corresponds to the top of the scale. This scale of fees is the way through which Educators have agreed to foster greater accessibility to this service.

Determine honestly your fee for this activity according to the proposed scale. All information is confidential.

Become the person you are meant to be.
We have the tools to help you.

Fees for PRH Activities




SCHOOL OF EDUCATION AND RESEARCH

PRH (Canada) has established a scale of fees which takes into account the level of your household income. The actual value of this type of service in our society corresponds to the top of the scale. This scale of fees is the way through which Educators have agreed to foster greater accessibility to this service.

Determine honestly your fee for this activity according to the proposed scale. All information is confidential.

Become the person you are meant to be.
We have the tools to help you.

Fees for PRH Activities



SCHOOL OF EDUCATION AND RESEARCH

PRH (Canada) has established a scale of fees which takes into account the level of your household income. The actual value of this type of service in our society corresponds to the top of the scale. This scale of fees is the way through which Educators have agreed to foster greater accessibility to this service.

Determine honestly your fee for this activity according to the proposed scale. All information is confidential.

Become the person you are meant to be.
We have the tools to help you.

**Scale of Accessibility
per Person for Activities**

1. Workshop fees: 4 Day-\$504, 5 Day-\$630

Income Level	4 Day Workshop	5 Day Workshop
\$60,001 and up	\$504	\$630
\$50,001 to 60,000	\$480	\$599
\$40,001 to 50,000	\$435	\$544
\$30,001 to 40,000	\$351	\$438
\$20,001 to 30,000	\$282	\$352
\$15,001 to 20,000	\$222	\$278
\$15,000 and under	\$193	\$239

2. Fees: 1 day-\$126, 2½ day-\$314

Income Level	Cost/Day	Cost/2½ days
\$60,001 and up	\$126	\$314
\$50,001 to 60,000	\$120	\$299
\$40,001 to 50,000	\$110	\$273
\$30,001 to 40,000	\$88	\$219
\$20,001 to 30,000	\$71	\$176
\$15,001 to 20,000	\$55	\$140
\$15,000 and under	\$48	\$118

3. Fee for Accompaniment Groups: \$58

Income Level	Cost per 3 Hours
\$60,001 and up	\$58
\$50,001 to 60,000	\$54
\$40,001 to 50,000	\$48
\$30,001 to 40,000	\$43
\$20,001 to 30,000	\$37
\$15,001 to 20,000	\$33
\$15,000 and under	\$29

4. Fee for Helping Relationship & FPM accompaniment: \$95

Income Level	Cost per Hour
\$60,001 and up	\$95
\$50,001 to 60,000	\$92
\$40,001 to 50,000	\$77
\$30,001 to 40,000	\$65
\$20,001 to 30,000	\$58
\$15,001 to 20,000	\$50
\$15,000 and under	\$46

**Scale of Accessibility
per Person for Activities**

1. Workshop fees: 4 Day-\$504, 5 Day-\$630

Income Level	4 Day Workshop	5 Day Workshop
\$60,001 and up	\$504	\$630
\$50,001 to 60,000	\$480	\$599
\$40,001 to 50,000	\$435	\$544
\$30,001 to 40,000	\$351	\$438
\$20,001 to 30,000	\$282	\$352
\$15,001 to 20,000	\$222	\$278
\$15,000 and under	\$193	\$239

2. Fees: 1 day-\$126, 2½ day-\$314

Income Level	Cost/Day	Cost/2½ days
\$60,001 and up	\$126	\$314
\$50,001 to 60,000	\$120	\$299
\$40,001 to 50,000	\$110	\$273
\$30,001 to 40,000	\$88	\$219
\$20,001 to 30,000	\$71	\$176
\$15,001 to 20,000	\$55	\$140
\$15,000 and under	\$48	\$118

3. Fee for Accompaniment Groups: \$58

Income Level	Cost per 3 Hours
\$60,001 and up	\$58
\$50,001 to 60,000	\$54
\$40,001 to 50,000	\$48
\$30,001 to 40,000	\$43
\$20,001 to 30,000	\$37
\$15,001 to 20,000	\$33
\$15,000 and under	\$29

4. Fee for Helping Relationship & FPM accompaniment: \$95

Income Level	Cost per Hour
\$60,001 and up	\$95
\$50,001 to 60,000	\$92
\$40,001 to 50,000	\$77
\$30,001 to 40,000	\$65
\$20,001 to 30,000	\$58
\$15,001 to 20,000	\$50
\$15,000 and under	\$46

These fees are effective September 1, 2019 and subject to change without notice

These fees are effective September 1, 2019 and subject to change without notice

**Scale of Accessibility
per Person for Activities**

1. Workshop fees: 4 Day-\$504, 5 Day-\$630

Income Level	4 Day Workshop	5 Day Workshop
\$60,001 and up	\$504	\$630
\$50,001 to 60,000	\$480	\$599
\$40,001 to 50,000	\$435	\$544
\$30,001 to 40,000	\$351	\$438
\$20,001 to 30,000	\$282	\$352
\$15,001 to 20,000	\$222	\$278
\$15,000 and under	\$193	\$239

2. Fees: 1 day-\$126, 2½ day-\$314

Income Level	Cost/Day	Cost/2½ days
\$60,001 and up	\$126	\$314
\$50,001 to 60,000	\$120	\$299
\$40,001 to 50,000	\$110	\$273
\$30,001 to 40,000	\$88	\$219
\$20,001 to 30,000	\$71	\$176
\$15,001 to 20,000	\$55	\$140
\$15,000 and under	\$48	\$118

3. Fee for Accompaniment Groups: \$58

Income Level	Cost per 3 Hours
\$60,001 and up	\$58
\$50,001 to 60,000	\$54
\$40,001 to 50,000	\$48
\$30,001 to 40,000	\$43
\$20,001 to 30,000	\$37
\$15,001 to 20,000	\$33
\$15,000 and under	\$29

4. Fee for Helping Relationship & FPM accompaniment: \$95

Income Level	Cost per Hour
\$60,001 and up	\$95
\$50,001 to 60,000	\$92
\$40,001 to 50,000	\$77
\$30,001 to 40,000	\$65
\$20,001 to 30,000	\$58
\$15,001 to 20,000	\$50
\$15,000 and under	\$46

These fees are effective September 1, 2019 and subject to change without notice